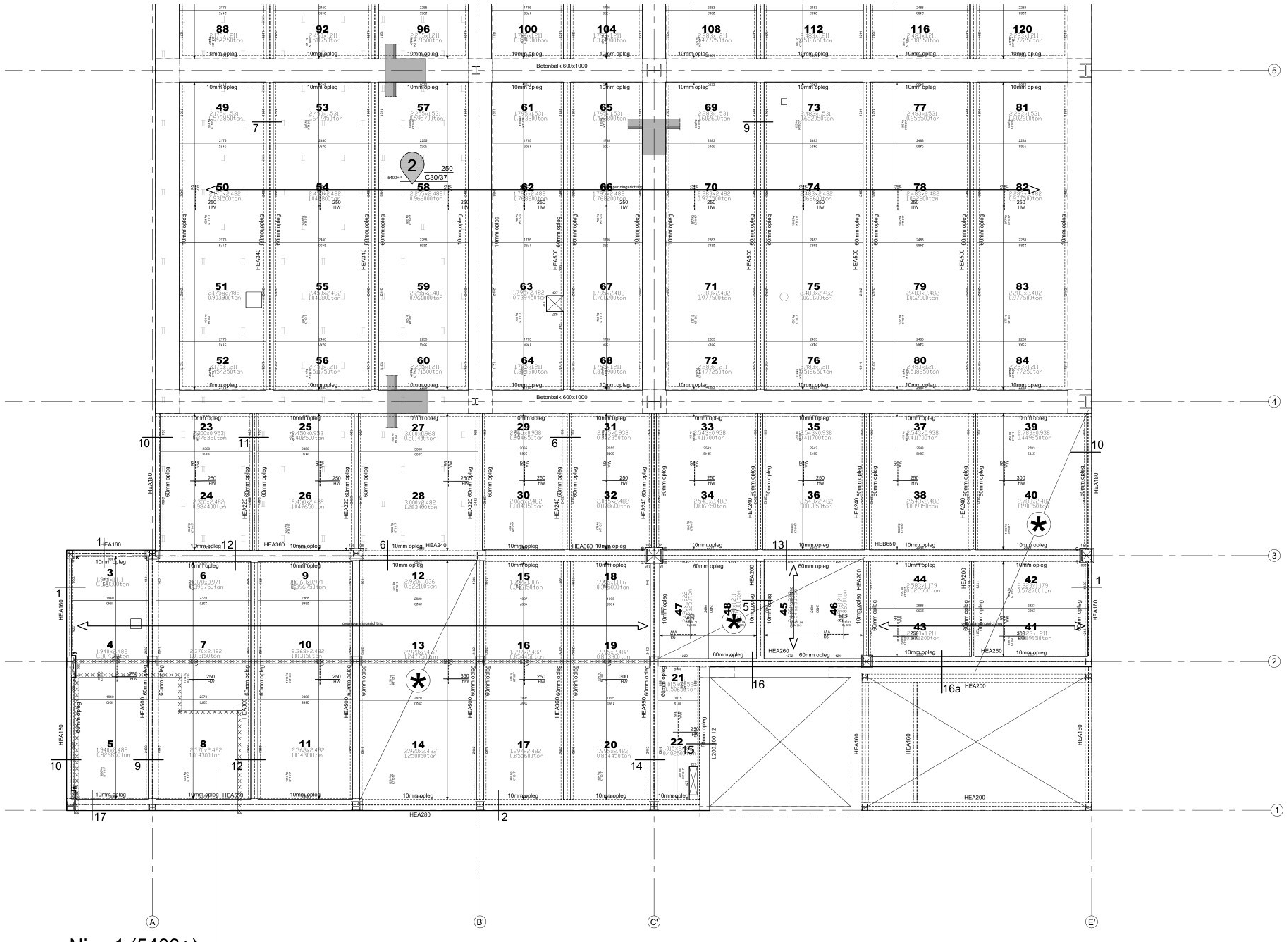
88
92
96
100
104
108
112
116
120
49
53
57
61
65
69
73
77
81
50
54
58
62
66
70
74
78
82
51
55
59
63
67
71
75
79
83
52
56
60
64
68
72
76
80
84
23
25
27
29
31
33
35
37
39
24
26
28
30
32
34
36
38
40
3
6
9
12
15
18
4
7
10
13
16
19
5
8
11
14
17
20
21
22
41
42
43
44
45
46
47
48
2
250
C30/37
5400+P
10mm opleg
60mm opleg
Betonbalk 600x1000
HEA160
HEA180
HEA200
HEA220
HEA240
HEA260
HEA280
HEA340
HEA360
HEA500
HEA550
HEB650
L200.100.12
250 HW
300 HW
350 HW
1
2
5
6
7
9
10
11
12
13
14
15
16
16a
17
A
B'
C'
E'
1
2
3
4
5

Nivo 1 (5400+)

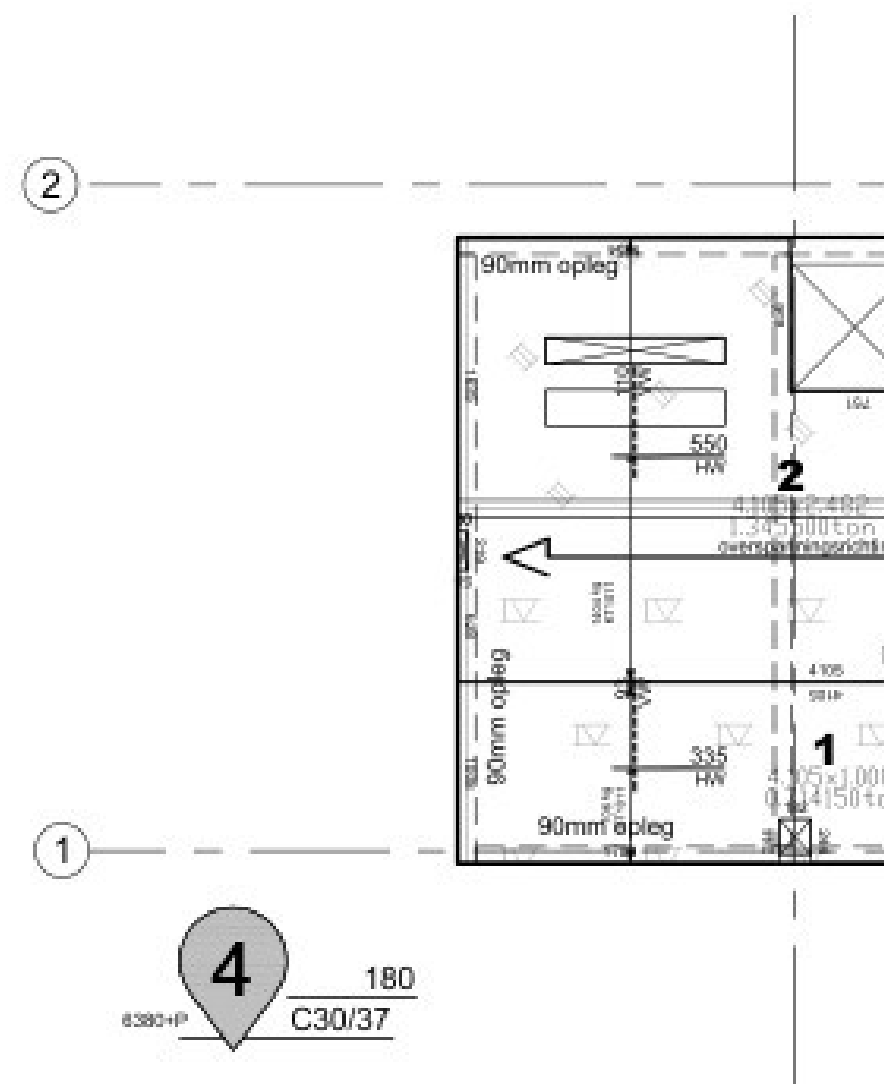
3
200
C30/37
6400+P
90mm opleg
2
550 HW
335 HW
1
4
180
C30/37
6380+P
A
1
2

Niet Stempelvrij
uitvoerbaar

Trafo vloer (6400+)

PRINCIPE DETAILS

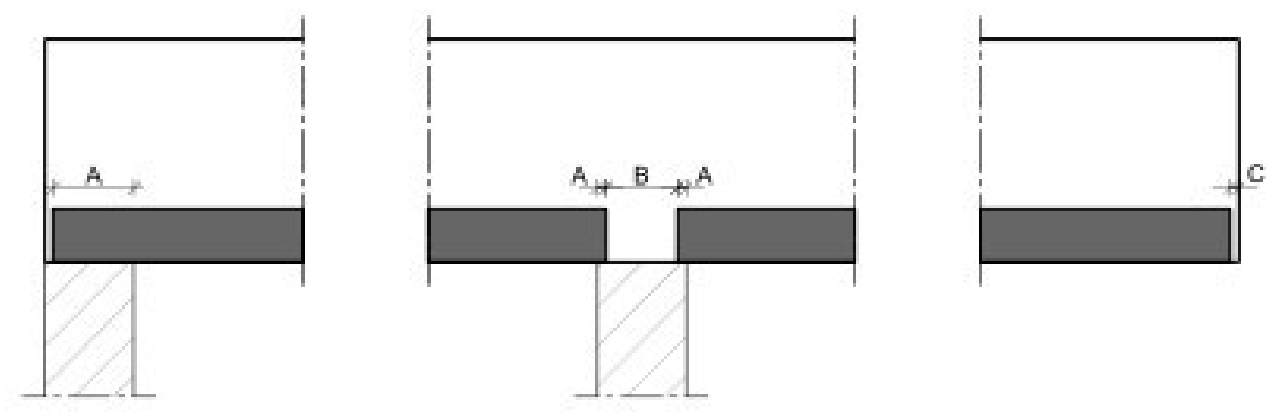

A = oplegging
B = 80mm speling tussen kopse kanten
C = speling
voor maten A, B en C zie plattegrond

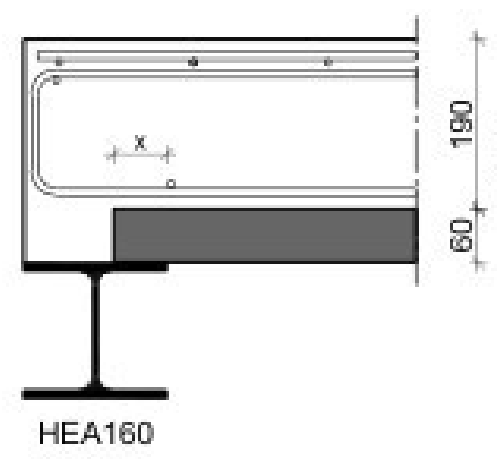
x
190
250
60
HEA160

DETAIL 1
X = oplegging (Zie plattegrond)

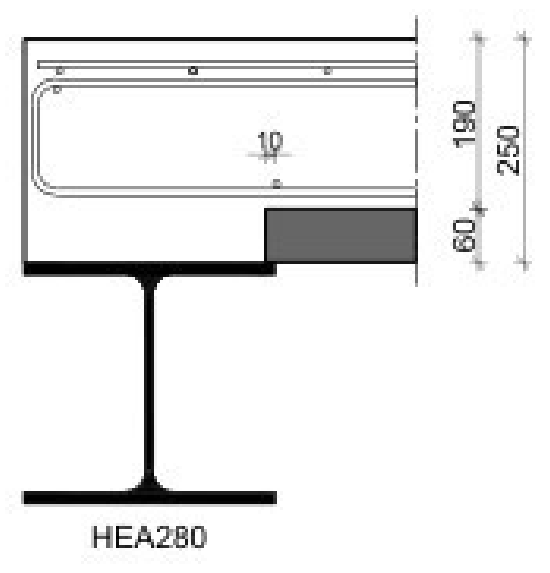
10
190
250
60
HEA280

DETAIL 2

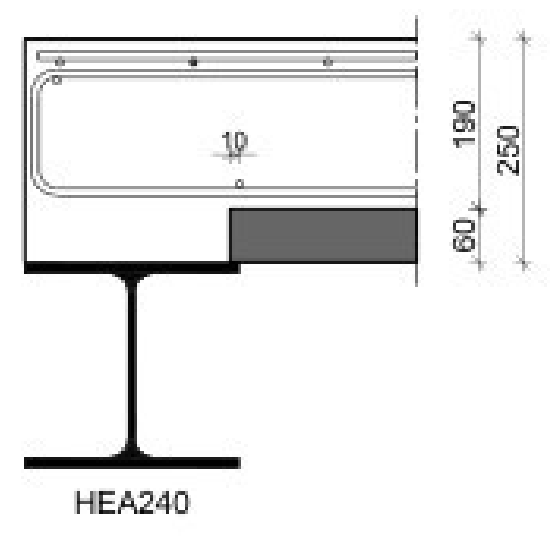
10
190
250
60
HEA240

DETAIL 3

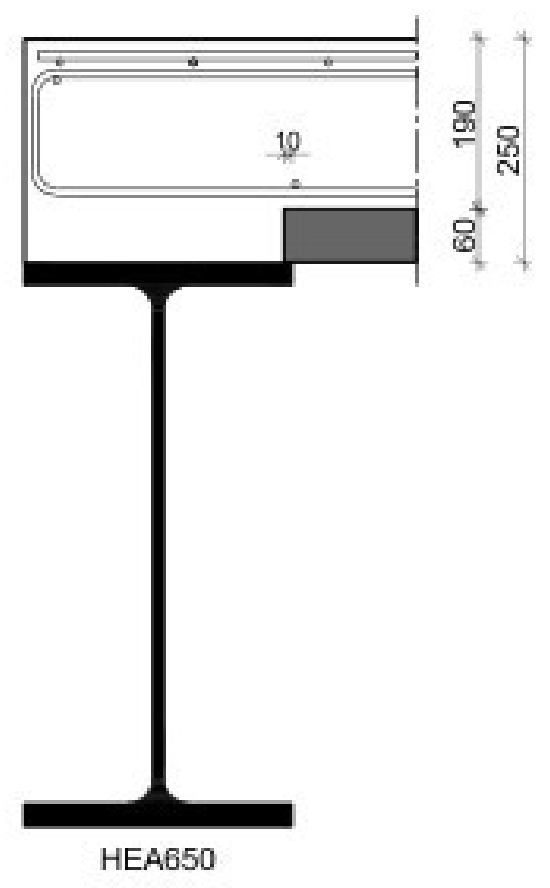
10
190
250
60
HEA650

DETAIL 4

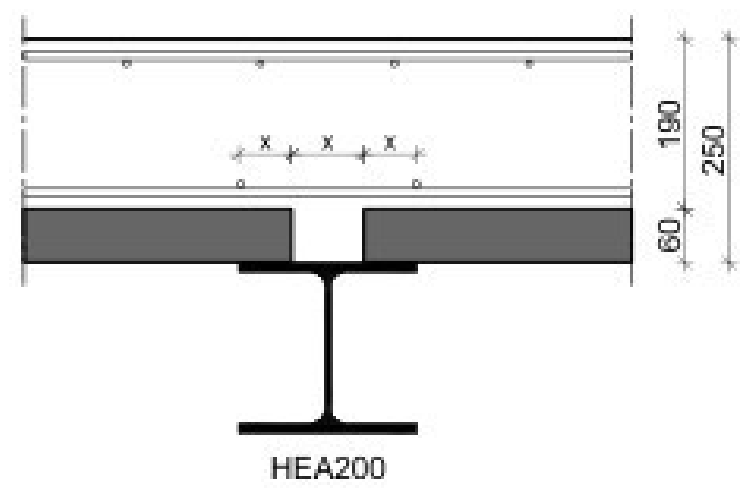
x x x
190
250
60
HEA200

DETAIL 5
X = oplegging (Zie plattegrond)

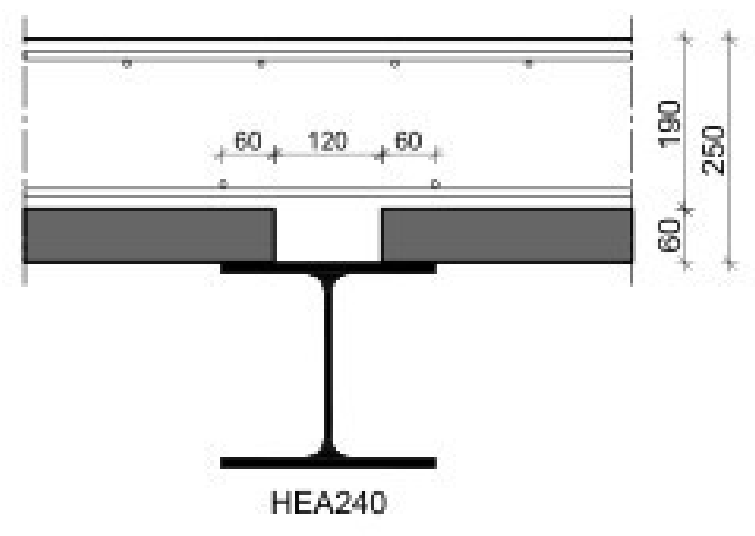
60 120 60
190
250
60
HEA240

DETAIL 6

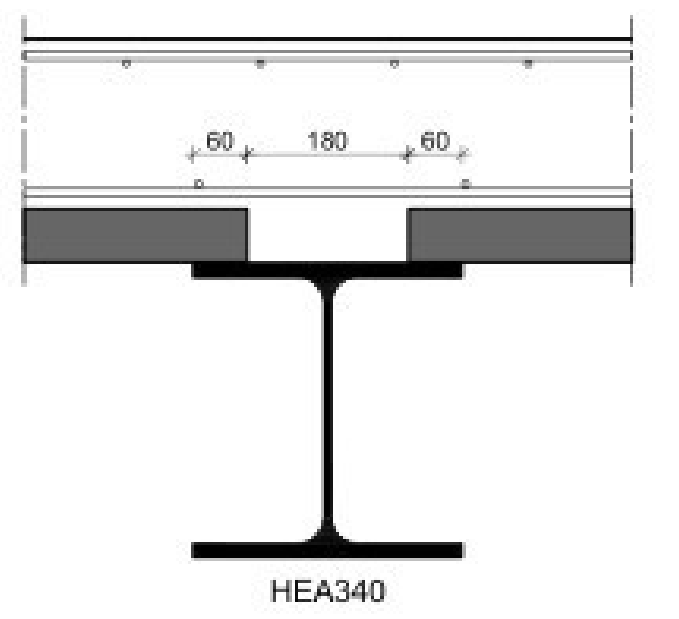
60 180 60
190
250
60
HEA340

DETAIL 7

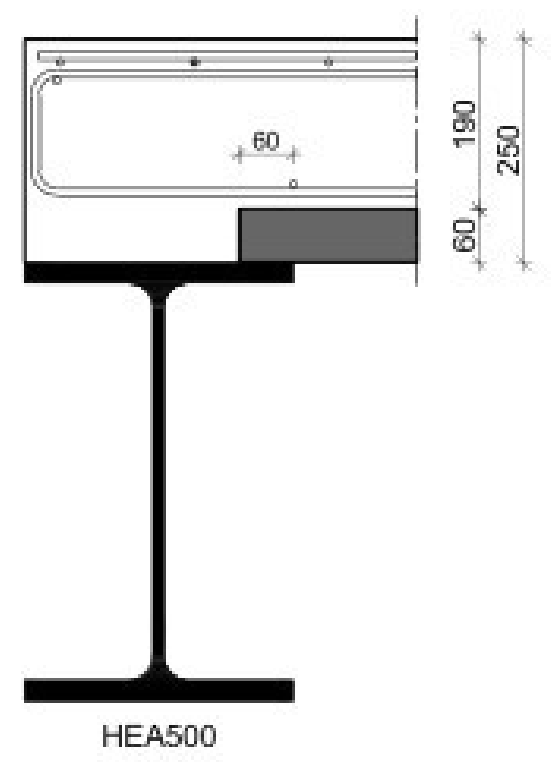
60
190
250
60
HEA500

DETAIL 8

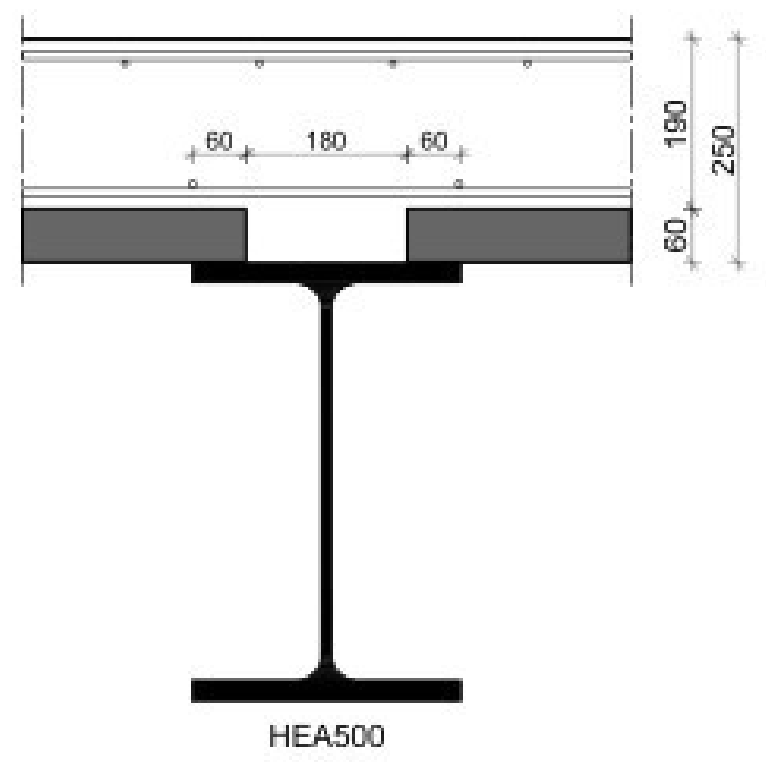
60 180 60
190
250
60
HEA500

DETAIL 9

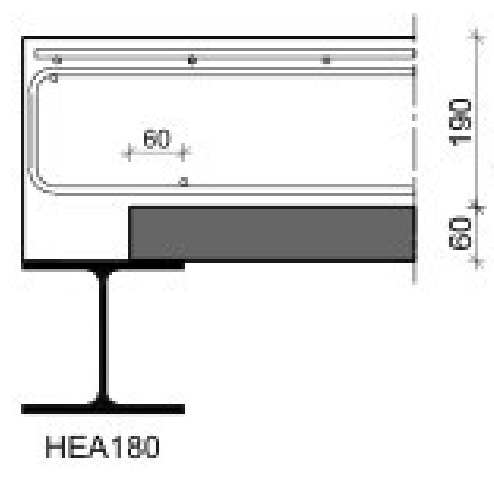
60
190
250
60
HEA180

DETAIL 10

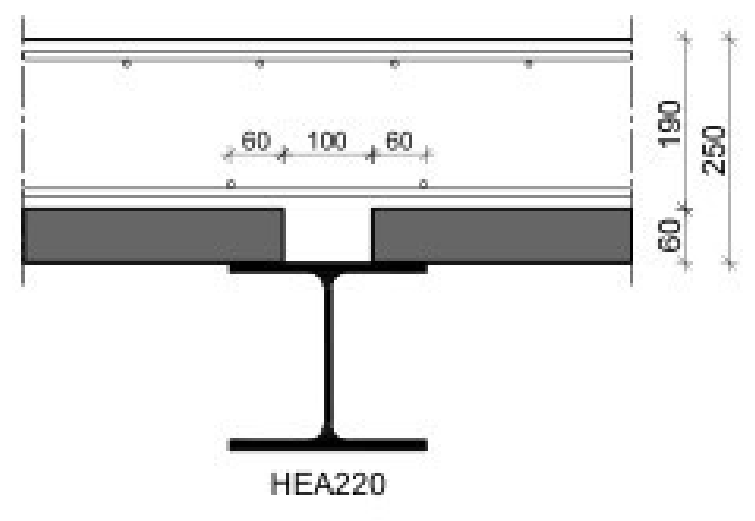
60 100 60
190
250
60
HEA220

DETAIL 11

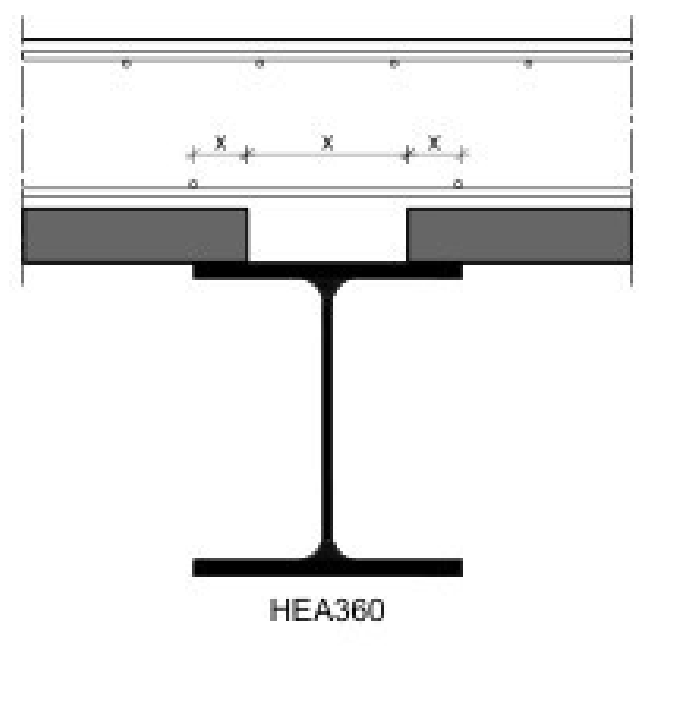
x x x
190
250
60
HEA360

DETAIL 12
X = oplegging (Zie plattegrond)

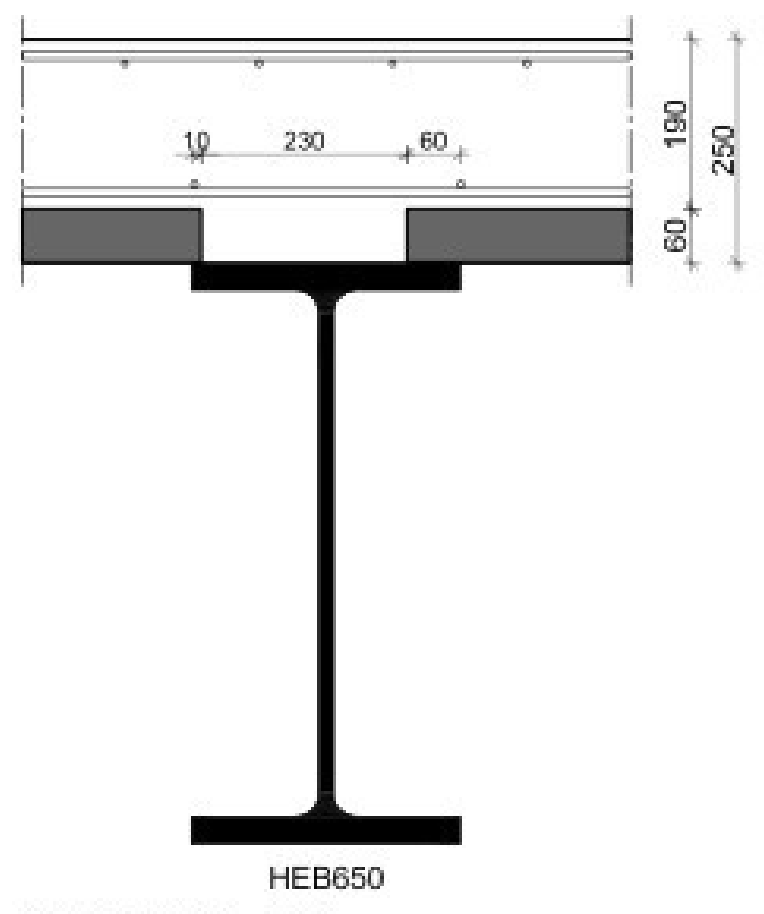
10 230 60
190
250
60
HEB650

DETAIL 13

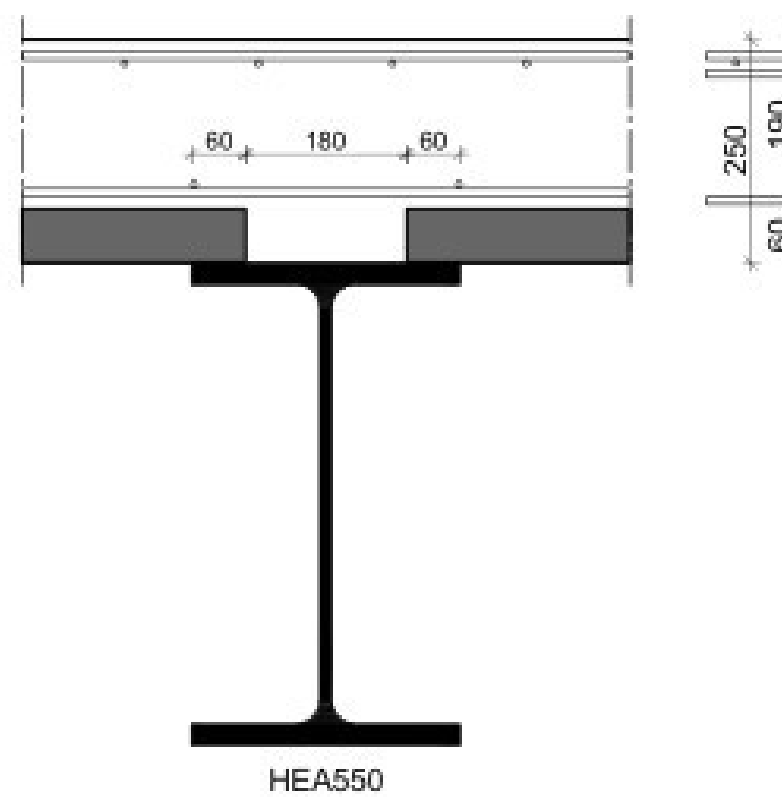
60 180 60
190
250
60
HEA550

DETAIL 14

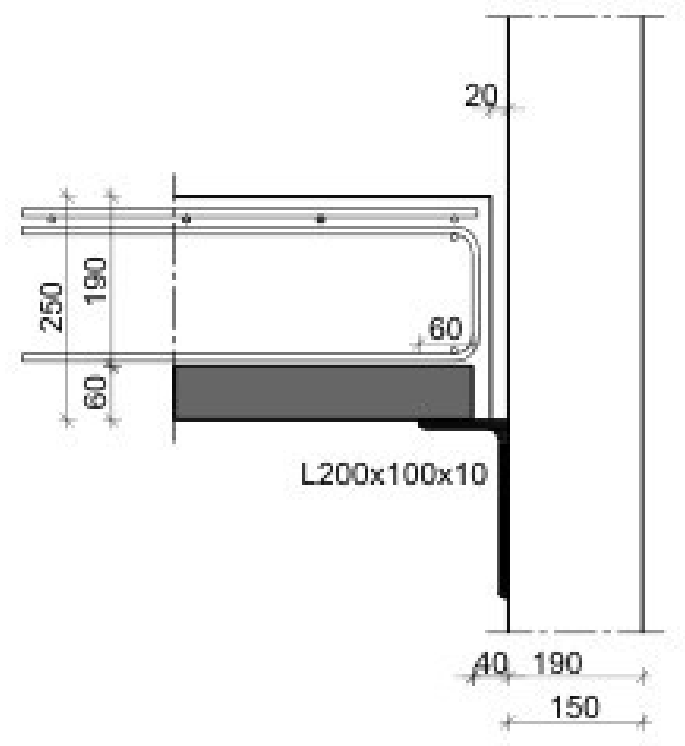
20
250
190
60
60
L200x100x10
40 190
150

DETAIL 15

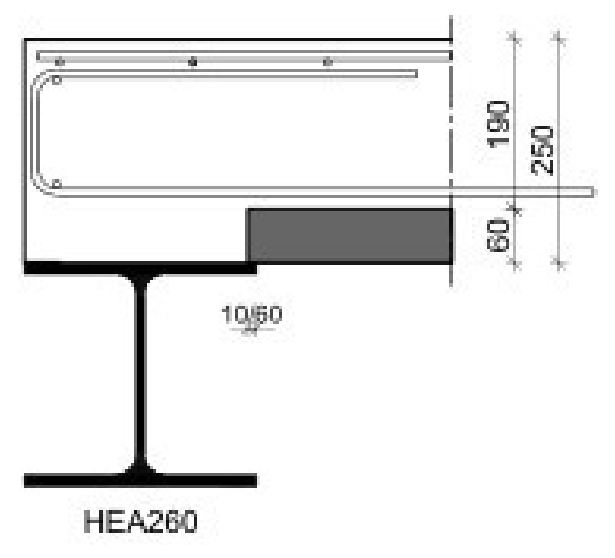
190
250
60
10/60
HEA260

DETAIL 16/16a

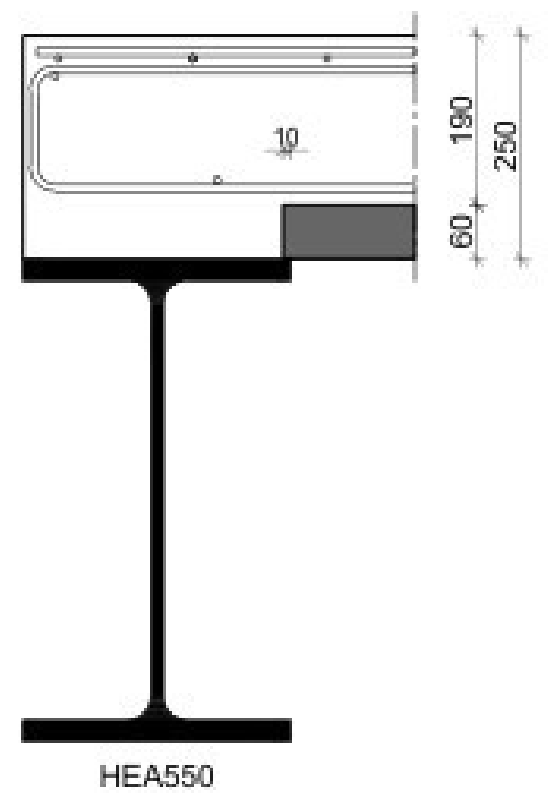
10
190
250
60
HEA550

DETAIL 17

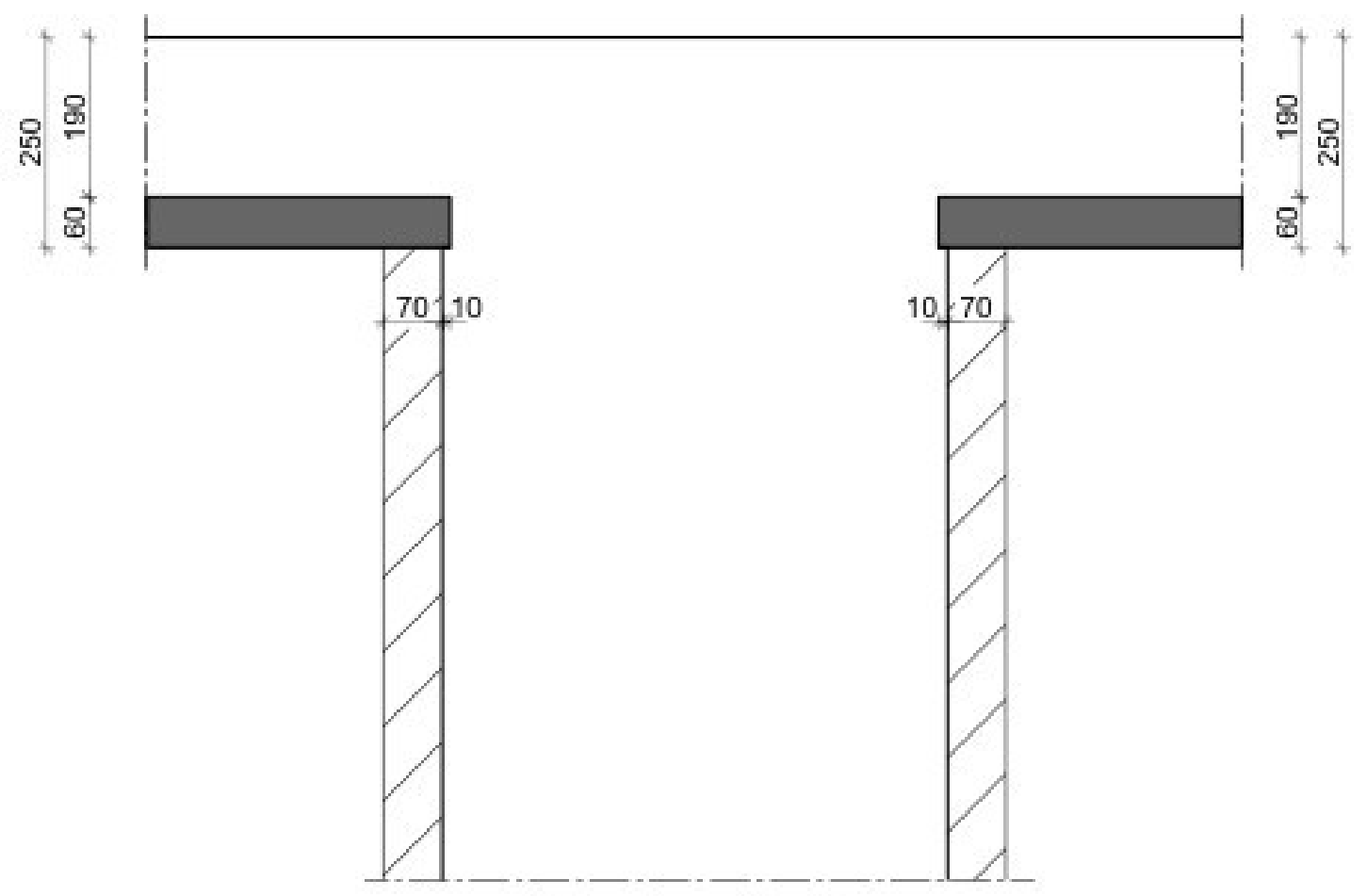
250
190
60
70 10
10 70
190
250
60

Principe Balk

Algemene informatie wapening in de plaat

Standaardplaat:
Een standaardplaat van 2400mm breed bevat 3 tralies (8/5/6) met verdeling (400-800-800-400).
Dit zijn 4 x 2 onderstaven ∅ 6 (28,3mm²) met een wapeningsstaaloppervlak As=70,6mm² /m¹

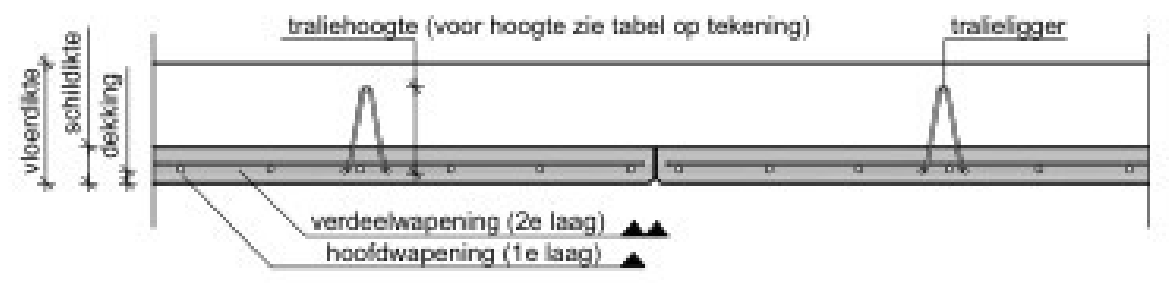
traliehoogte (voor hoogte zie tabel op tekening)
tralieligger
vloerdikte
schildikte
dekking
verdeelwapening (2e laag)
hoofdwapening (1e laag)

Wapening:
Plaatwapening wordt aangeduid in mm² /m¹

Wapeninggenerator:	max. diam.	min. diam.	max. h.o.h.	min. h.o.h.
hoofdwapening:	∅16	∅8	250	50
verdeelwapening:	∅16	∅6	300	50

Uitleg wapening in de schil:

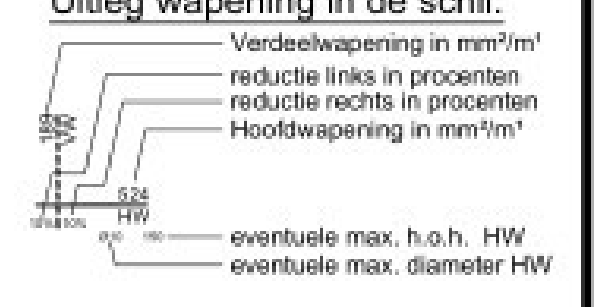
Verdeelwapening in mm²/m¹
reductie links in procenten
reductie rechts in procenten
Hoofdwapening in mm²/m¹
eventuele max. h.o.h. HW
eventuele max. diameter HW

Overige

▨ In het werk te storten delen.

BESTON
PREFAB BETON ELEMENTEN

BESTON PREFAB BV
Louis Braillestraat 11 7442 DG Nijverdal
Tel: 0548 - 610940 - Fax: 0548 - 613008
e-mail: info@beston.nl

TIMMERSENGINEERING
Rijksweg 73 | 6271AC Gulpen | T. 043 - 450 0045 | info@timmers-ec.nl | www.timmers-ec.nl

projectomschrijving:
DOC Kaaspakhuis te Hoogeveen

onderdeel:
Breedplaatvloer, nivo 1 + Dak

Wapening in de plaat

losadres:
- Hoogeveen

verkooporganisatie:
Beston Prefab B.V.

nr. verkooporg.:
369706

aannemer / bouwmaterialenhandel:

tekenaar:
[redacted]

[redacted]

gecontroleerd:
RTI

status:
DEFINITIEF

datum:
15-09-2025

Revisie:
A: -
B: -
C: -
D: -
E: -

schaal:
1:50 / 1:20

werknummer fabrikant:
369706DE1

werknummer:
2025-109

bladnummer:
013P1

Al onze werkzaamheden worden aanvaard en uitgevoerd conform DNR2005

formaat: A0

Deze tekening blijft het uitsluitend eigendom van Timmers engineering & consultancy B.V.

Auteursrechten voorbehouden.